

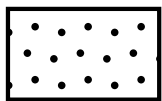




Wasserüberschuss



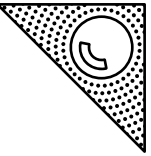
Ausr. Vorkommen



Gelegentlicher Mangel



Wassermangel



Braille text at the top of the page, likely representing the title or a key part of the content.

S84 Verteilung der Weltbevölkerung nach Kontinenten, 2019

Braille text corresponding to the first data point: 1 Asien: 4587 Mio.

1 Asien: 4587 Mio.

Braille text corresponding to the second data point: 2 Afrika: 1305 Mio.

2 Afrika: 1305 Mio.

Braille text corresponding to the third data point: 3 Europa: 746 Mio.

3 Europa: 746 Mio.

Braille text corresponding to the fourth data point: 4 Südamerika: 645 Mio.

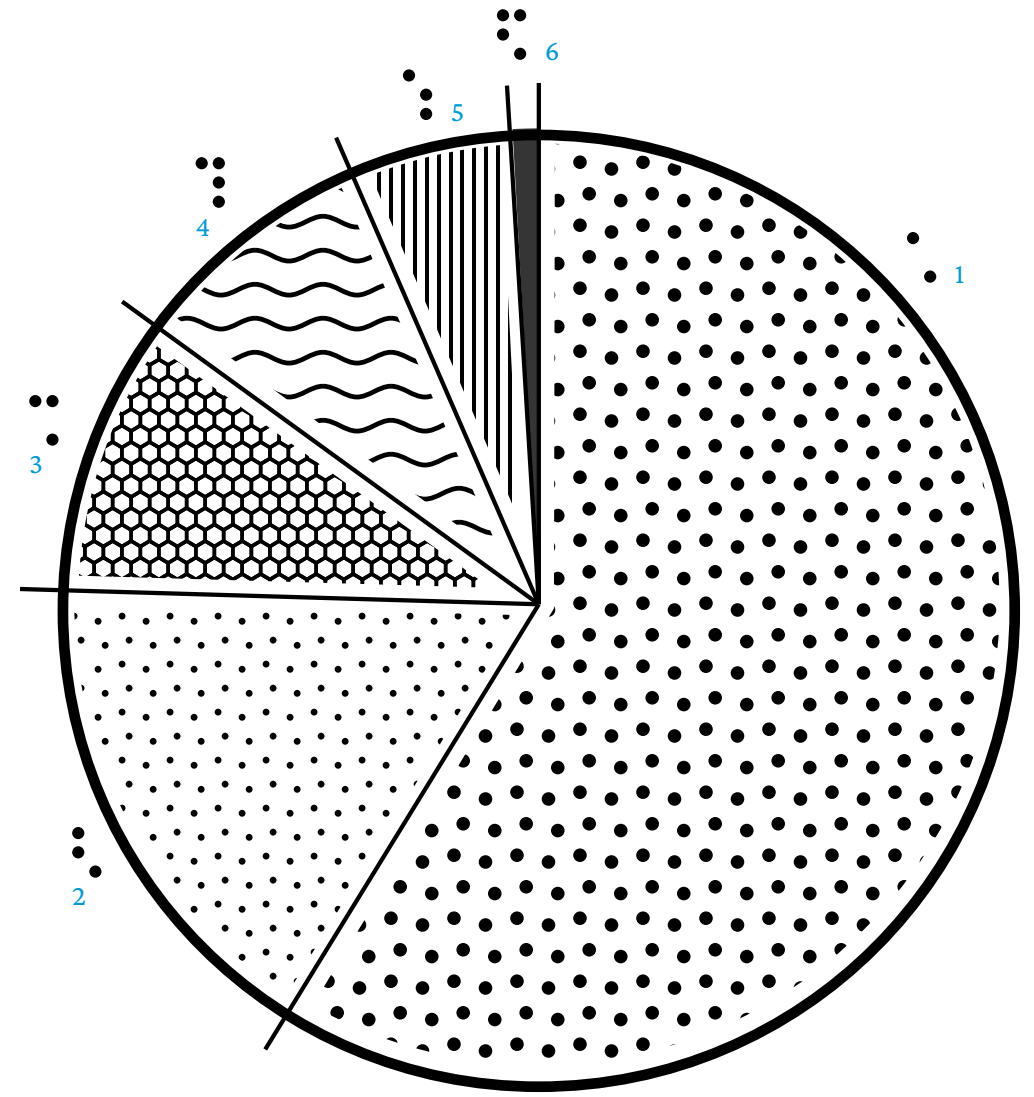
4 Südamerika: 645 Mio.

Braille text corresponding to the fifth data point: 5 USA, Kanada: 367 Mio.

5 USA, Kanada: 367 Mio.

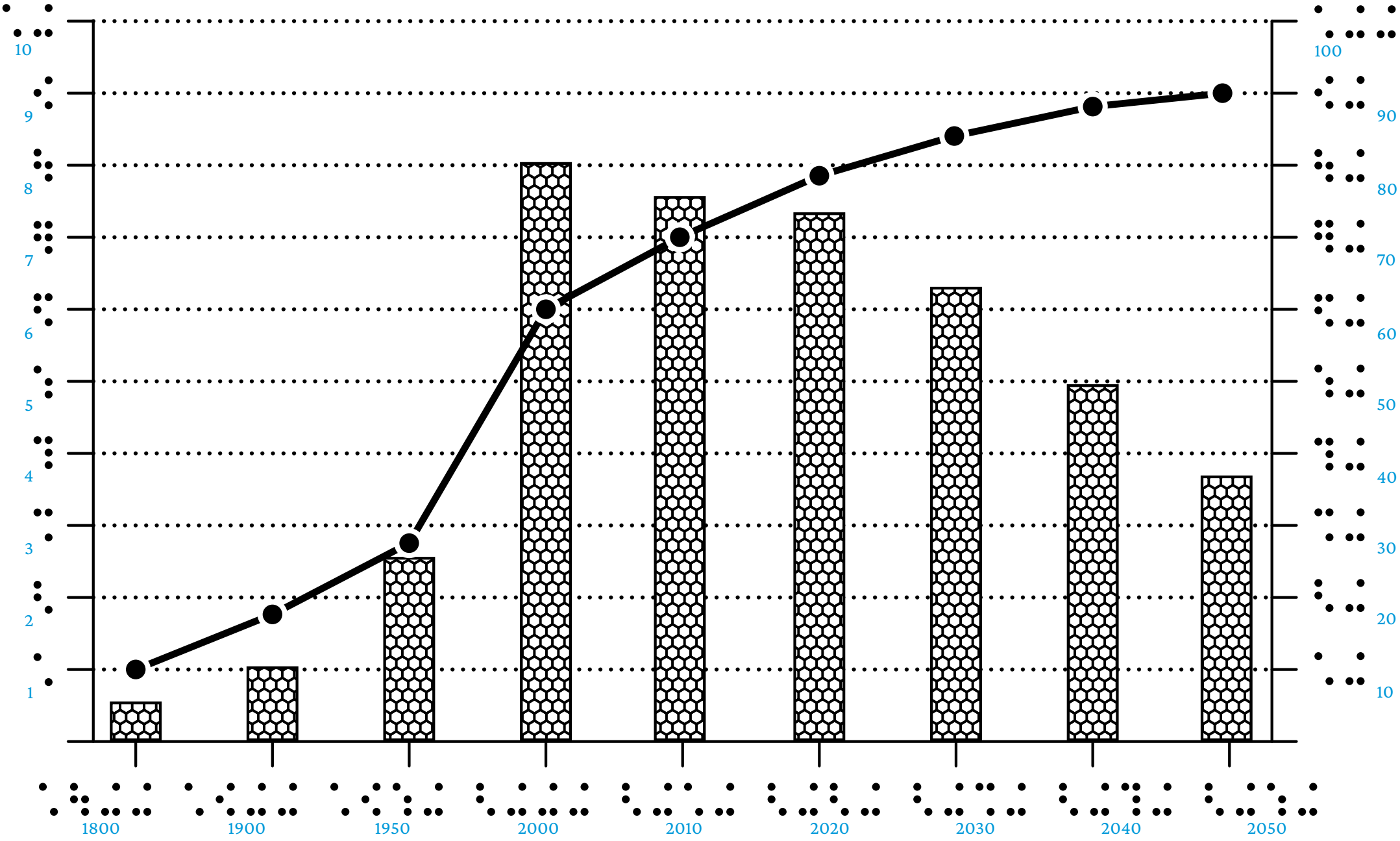
Braille text corresponding to the sixth data point: 6 Australien, Ozeanien: 42 Mio.

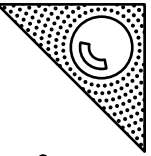
6 Australien, Ozeanien: 42 Mio.



Weltbevölkerung in Mrd:

Jährl. Zuwachs (10-Jahre-Durchschnitt) in Mio:





Ph. 1 Ph. 2 Ph. 3 Ph. 4 Ph. 5

Geburtenrate Sterberate Gesamtbevölkerung

S88 Der demografische Übergang Geburten und Sterbefälle (pro 1000 und Jahr)

Geburtenrate Sterberate Gesamtbevölkerung

